

Antivirus

- [Cara Update Windows Defender](#)
- [CARA INSTALL KASPERSKY ENDPOINT SECURITY](#)

Cara Update Windows Defender

1. Klik tombol Windows di keyboard komputer
2. Search "**Windows Security**"
3. Buka tab menu **Virus & Threat Protection**
4. Cari menu **Virus & threat protection updates**
5. Klik link **Check for Updates**
6. Klik tombol **Check for Updates**
7. Tunggu beberapa saat dan pastikan update selesai, seperti gambar berikut


Protection updates

View information about your security intelligence version, and check for updates.

Security intelligence

Microsoft Defender Antivirus uses security intelligence to detect threats. We try to automatically download the most recent intelligence to protect your device against the newest threats. You can also manually check for updates.

Security intelligence version: 1.409.724.0
Version created on: 5/6/2024 10:35 PM
Last update: 5/7/2024 8:49 AM

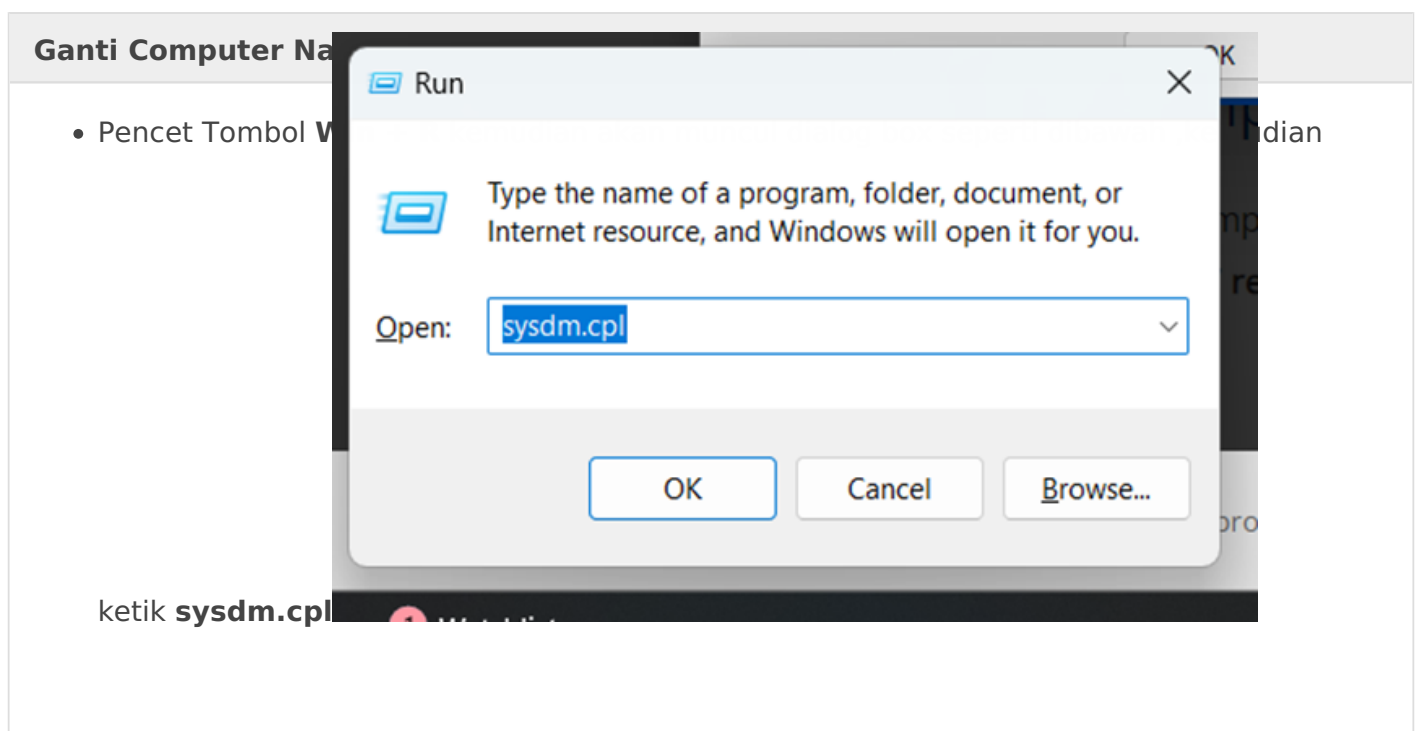
 Checking for updates...

Cancel

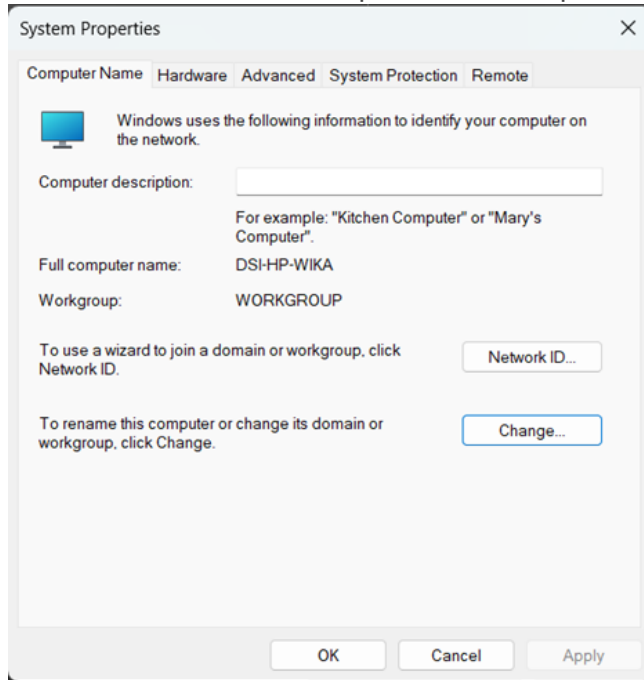
CARA INSTALL KASPERSKY ENDPOINT SECURITY

Pastikan tidak ada antivirus lain selain Windows Defender di device anda (McAfee , Smadav , Avast , Dll)

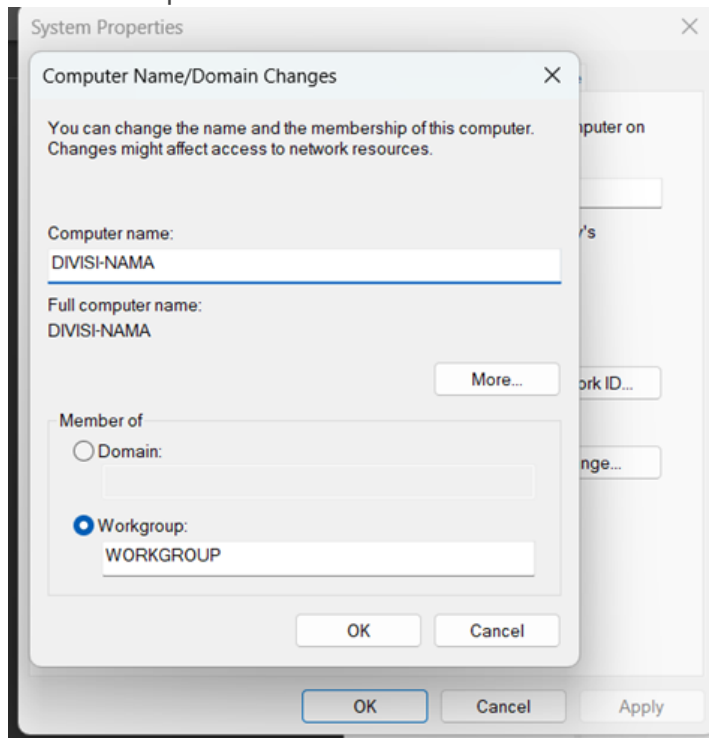
Klik [link](#) untuk download master aplikasi Kaspersky.



- Kemudian muncul tab seperti dibawah pilih menu **Change**

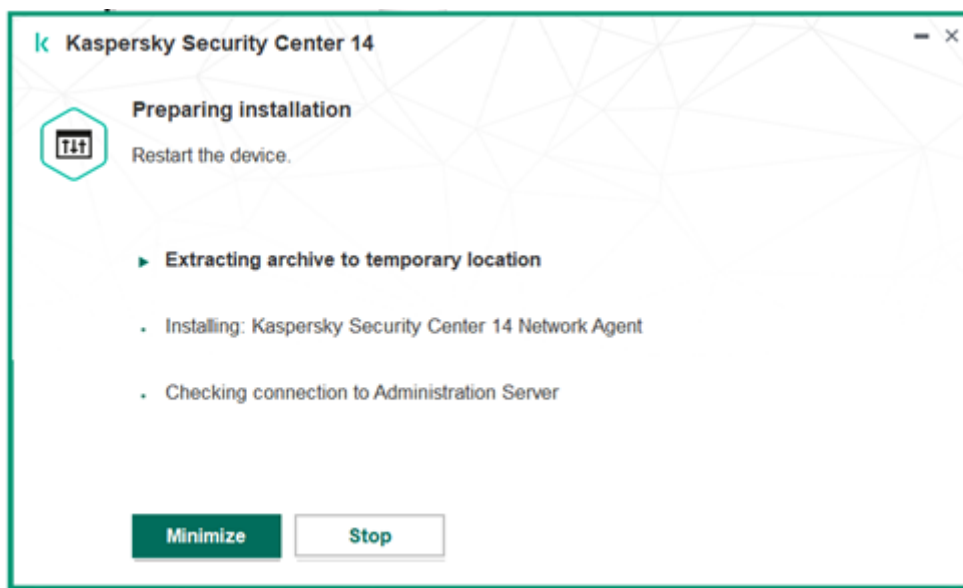
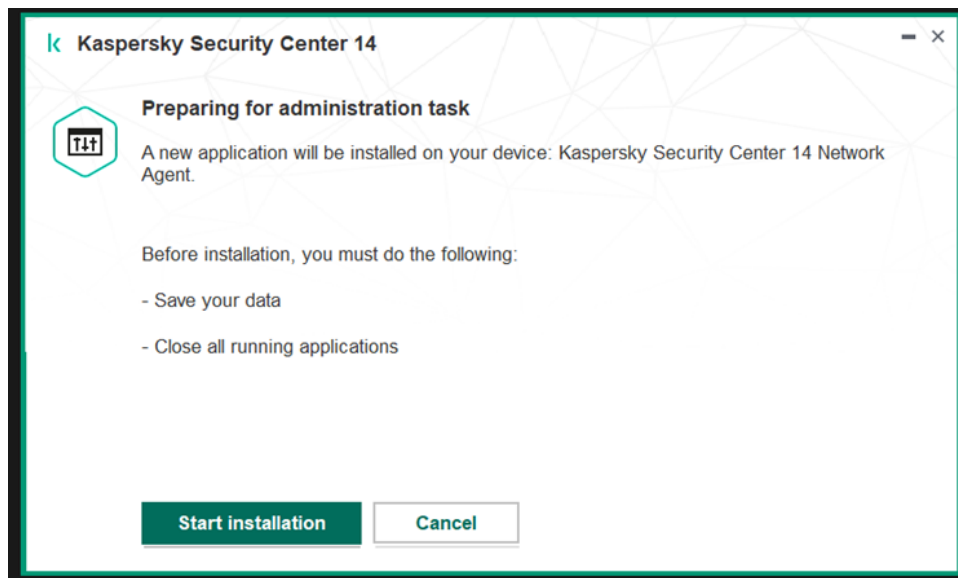


- Ganti Computer name sesuai **divisi - nama** masing-masing kemudian pilih OK



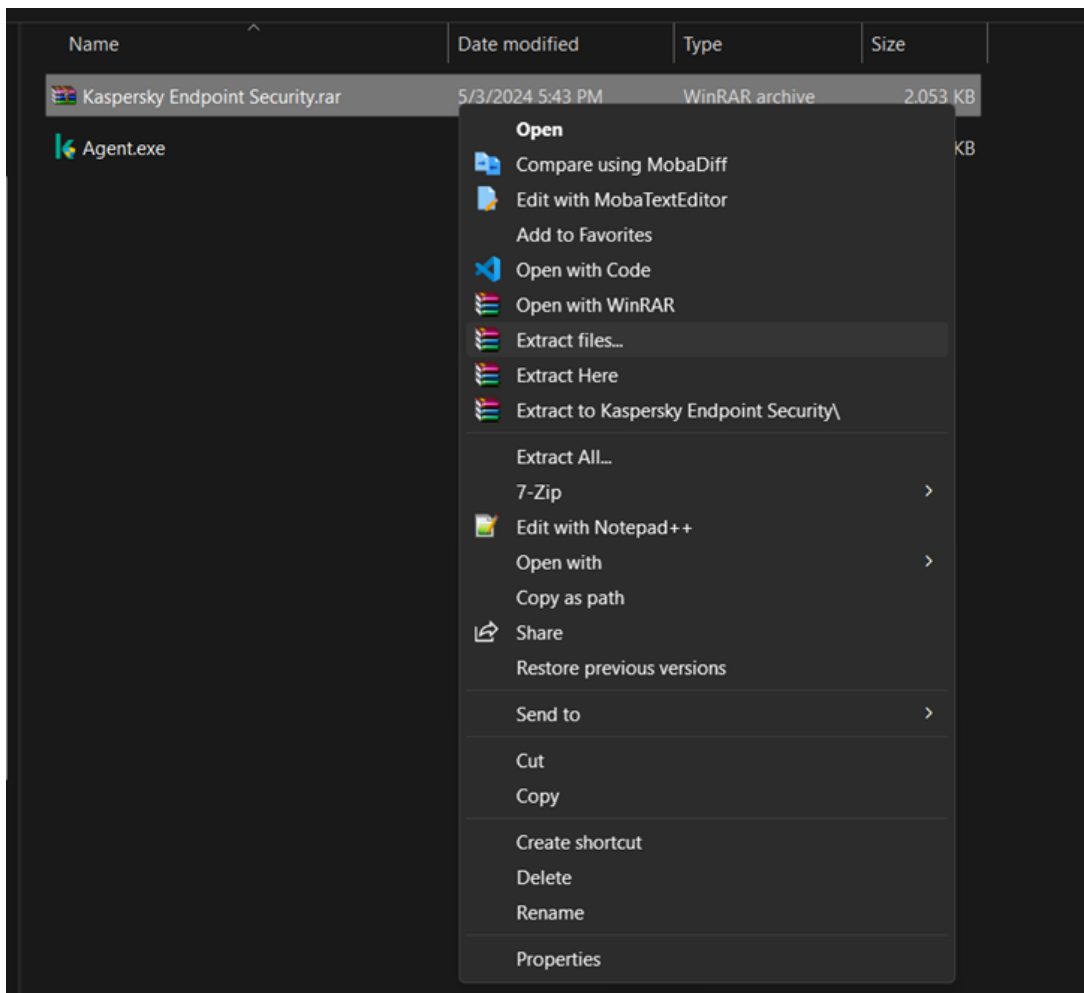
Install Kaspersky Agent

Buka aplikasi Kaspersky agent yang sudah didownload , kemudian akan muncul tab seperti gambar dibawah , klik menu **Start installation** , tunggu hingga proses install selesai



Install Kaspersky Endpoint Security

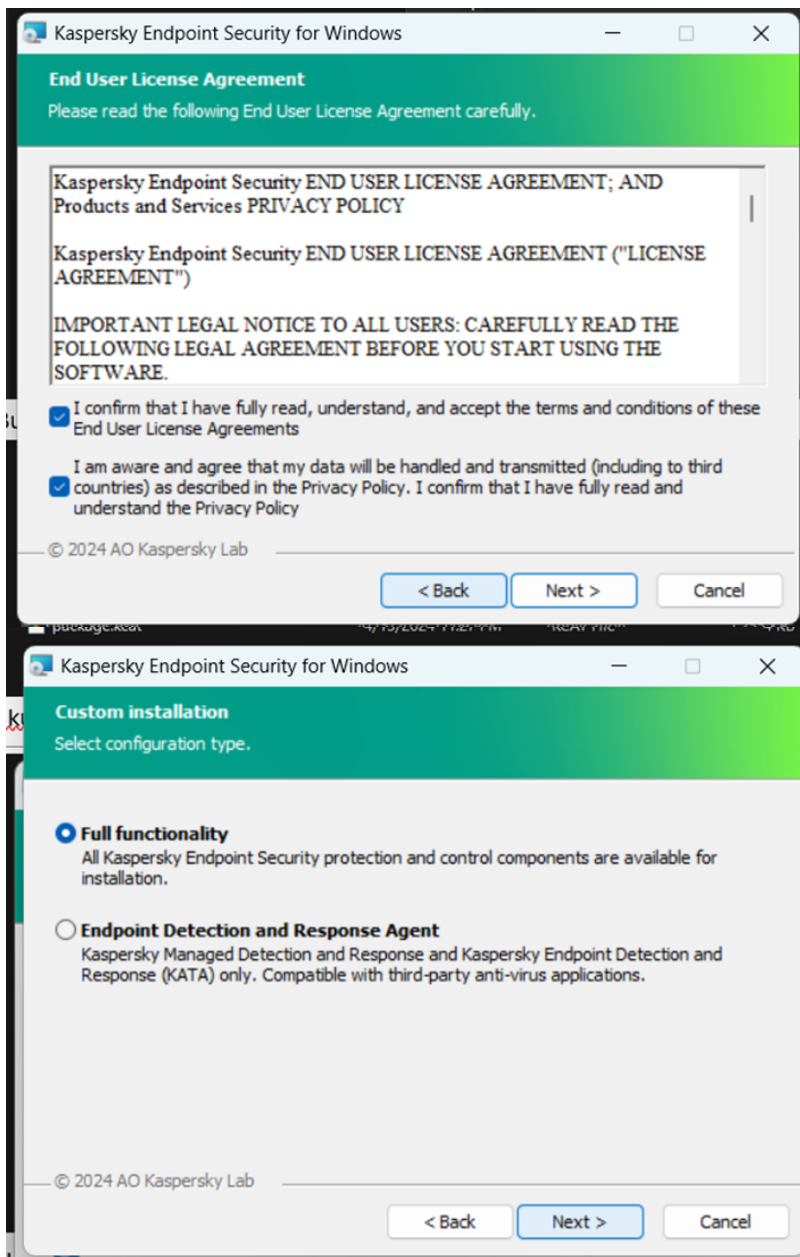
- Ekstrak file Kaspersky yang sudah di download , Klik Kanan file pilih menu **Extract files** kemudian next-next aja



- Buka aplikasi setup_kes.exe yang sudah diextract tadi

| | | | |
|---------------|--------------------|-----------------------|-----------|
| klcfginst.msi | 4/15/2024 11:11 PM | Windows Installer ... | 30,504 KB |
| ksn_en.txt | 4/13/2024 3:37 AM | TXT File | 37 KB |
| license.txt | 4/12/2024 2:53 AM | TXT File | 64 KB |
| package.kcat | 4/15/2024 11:27 PM | KCAT File | 4 KB |
| setup_kes.exe | 4/15/2024 11:09 PM | Application | 1,255 KB |

- Ikuti perintah sesuai di tab tersebut , next next aja



Jika terdapat kendala selama instalasi atau keperluan mendapatkan **Kaspersky Activation Key** silahkan *request* via aplikasi helpdesk IT di link berikut sla.wika.co.id
Pilih *helptopic* "Support/Aplikasi Komputer".